GENERAL NOTES:

1. REFER STRUCTURAL DRAWINGS FOR TOP OF FOOTING ELEVATIONS - PROVIDE ALL MATERIALS REQUIRED FOR WALL SYSTEM TO EXTEND TO TOP OF FOOTING
2. DO NOT SCALE DRAWINGS TO OBTAIN MATERIAL QUANTITIES. USE DRAWINGS WHICH ARE DIMENSIONED OR COORDINATE W/ EXISTING CONDITIONS &/OR ARCHITECT & ENGINEERS.
3. PROVIDE LABELING AS PER IBC 703.7 MARKING AND IDENTIFICATION. BE LOCATED WITHIN 15 FEET (4572 MM) OF THE END OF EACH WALL AND AT INTERVALS NOT EXCEEDING 30 FEET (9144 MM) MEASURED HORIZONTALLY ALONG THE WALL OR PARTITION. INCLUDE LETTERING NOT LESS THAN 3 INCHES (76 MM) IN HEIGHT WITH A MINIMUM 3/8-INCH (9.5 MM) STROKE IN A CONTRASTING COLOR INCOPORATING THE SUGGESTED WORDING, "FIRE AND/OR SMOKE BARRIER - PROTECT ALL OPENINGS" OR OTHER WORDING.
4. RE: SHEET A100 FOR PARTITIONS REQUIRED TO CLOSE-OUT TO BOTTOM OF DECKING OR STRUCTURE ABOVE.
5. COORDINATE EXIT LIGHT FIXUTURES MOUNTED IN DOOR FRAME (S) WITH ELECTRICAL CONTRACTOR
6. COORDINATE TECHNOLOGY ITEMS MOUNTED IN DOOR FRAME (S) WITH ELECTRICAL CONTRACTOR

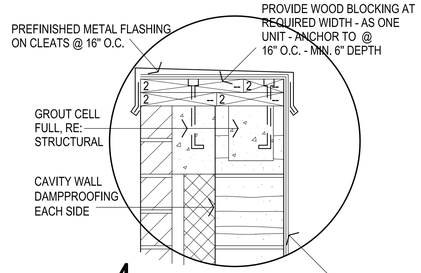

4

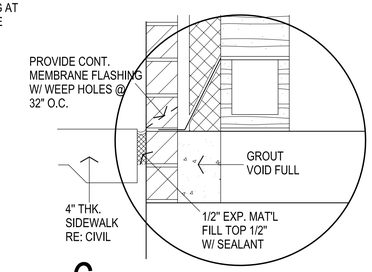

6

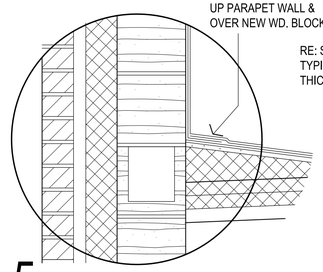

5

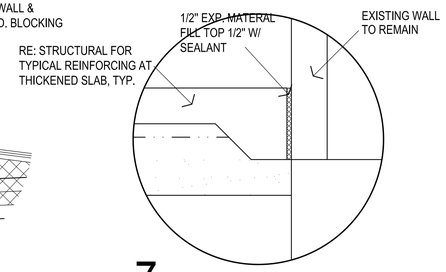

7

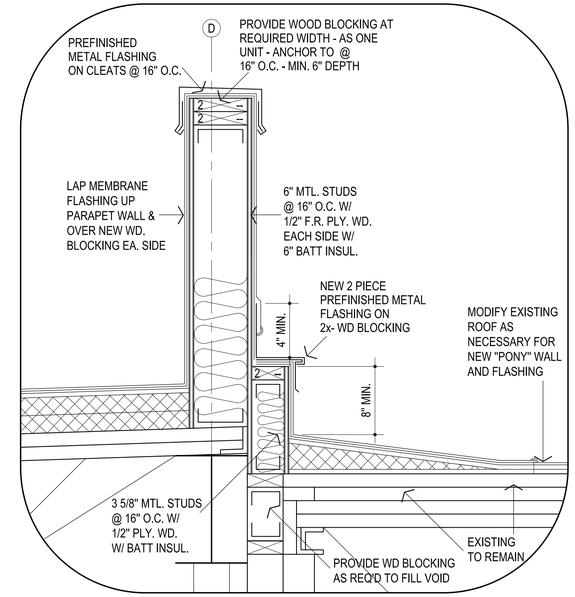

8

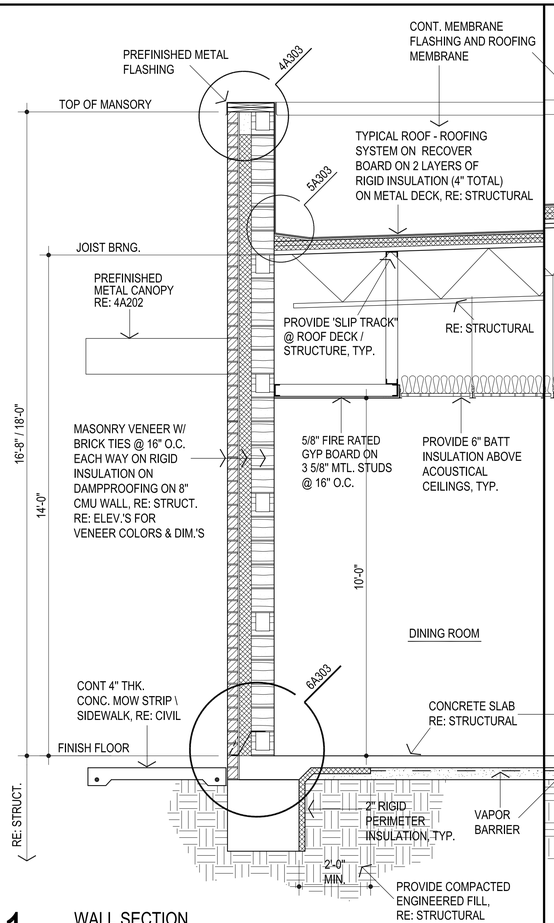

1 WALL SECTION
1/2" = 1'-0"

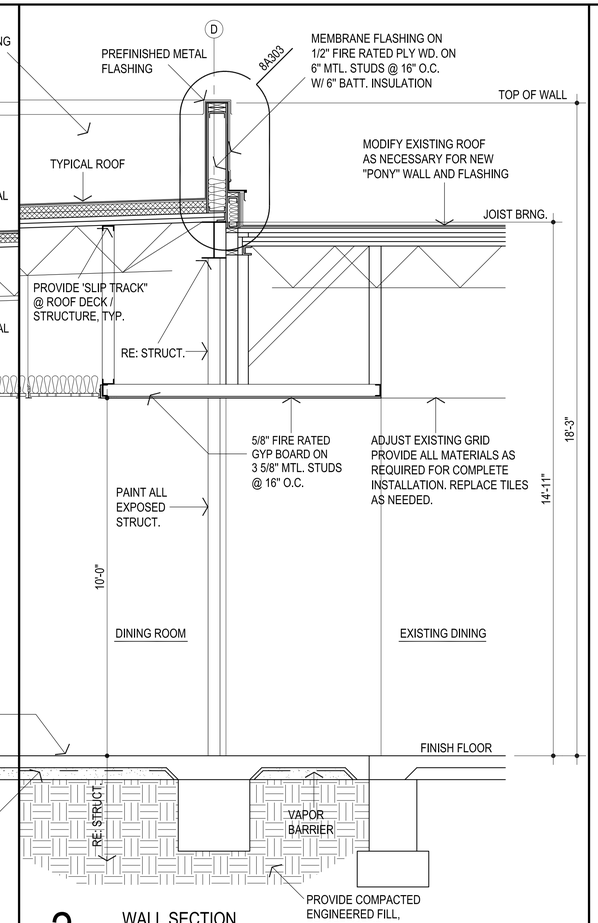

2 WALL SECTION
1/2" = 1'-0"

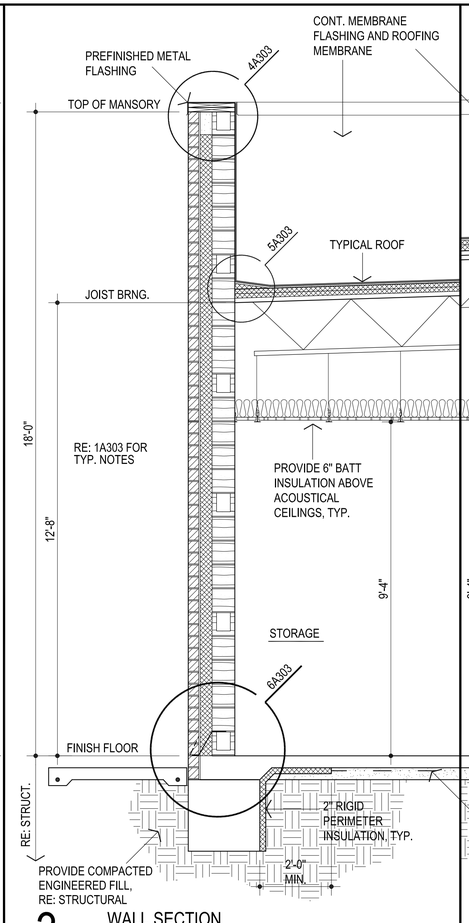

3 WALL SECTION
1/2" = 1'-0"

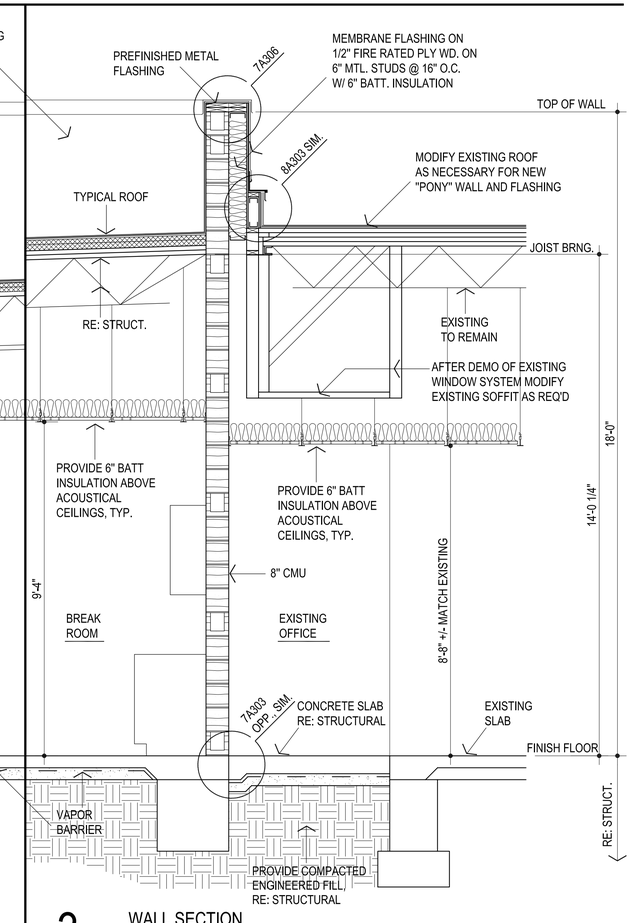

3 WALL SECTION
1/2" = 1'-0"

AGP
the Abla Griffin Partnership L.L.C.

313 S. E. 5th Street
MOORE, OK. 73160
405.735.3477
AGP@theAGP.net
www.theAGP.net

CEDAR CREEK
CIVIL

KFC ENGINEERING
STRUCTURAL

SALAS O'BRIEN
MECHANICAL / ELECTRICAL

STATE OF OKLAHOMA
MICHAEL L. ABLA
2639
OKLAHOMA CITY, OKLAHOMA
LICENSED ARCHITECT

3/2/26

CG
drawn by

MA
checked by

AUGUST 2025
date

revisions

MOORE PUBLIC SCHOOLS

WESTMOORE HIGH SCHOOL ENTRY UPGRADES

sheet no:

A303

BUILDING SECTIONS

OWNERSHIP USE OF DOCUMENTS:

AGP EXPRESSLY RESERVES ITS COPYRIGHT AND OTHER PROPERTY RIGHTS OF ALL PLANS AND DRAWINGS DESIGNED AND/OR PRODUCED. PLANS AND DRAWINGS ARE NOT TO BE REPRODUCED IN ANY FORM OR MANNER WITHOUT THE EXPRESSED WRITTEN CONSENT OF AGP.