



CG	drawn by
MA	checked by
AUGUST 2025	date
	revisions

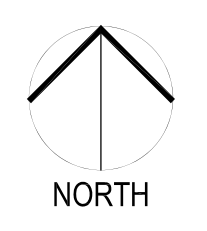
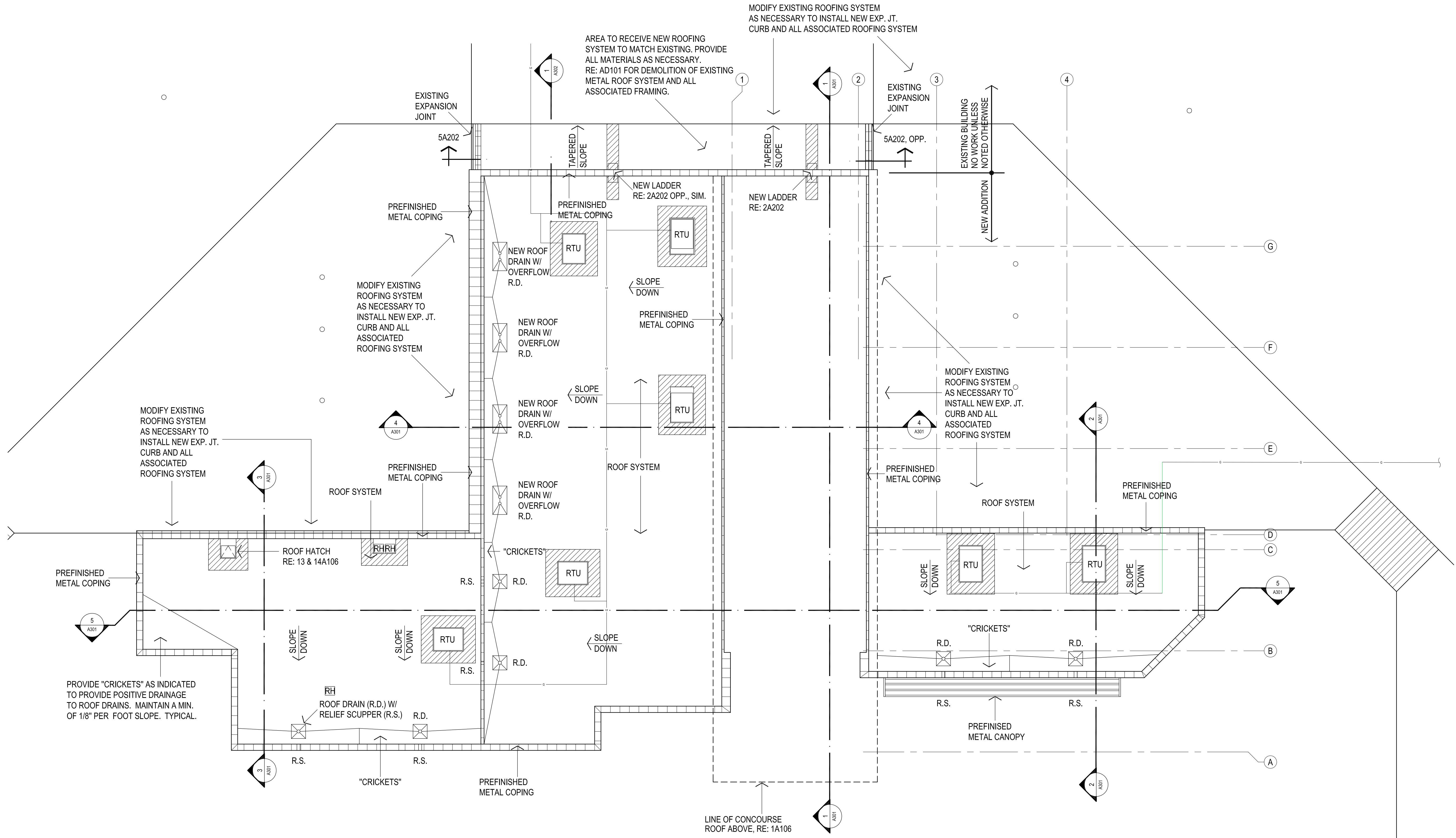


WESTMOORE HIGH  
SCHOOL ENTRY  
UPGRADES

sheet no:

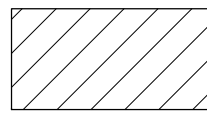
**A105**

ROOF PLAN  
OWNERSHIP USE OF DOCUMENTS:  
AGP EXPRESSLY RESERVES ITS  
COPYRIGHT AND OTHER PROPERTY  
RIGHTS OF ALL PLANS AND DRAWINGS  
DESIGNED AND/OR PRODUCED. PLANS  
AND DRAWINGS ARE NOT TO BE  
REPRODUCED IN ANY FORM OR MANNER  
WITHOUT THE EXPRESSED WRITTEN  
CONSENT OF AGP.



**1** ROOF PLAN  
3/32" = 1'-0"

**NOTES:**

- RE: MECH & ELEC. FOR ADDITIONAL ROOF MOUNTED ITEMS. CONTRACTOR TO COORDINATE ALL ROOF MOUNTED ITEMS & PENETRATIONS W/ APPLICABLE TRADES
- CONTRACTOR TO COORDINATE ROOF VENT PENETRATIONS W/ ARCHITECT.
-  INDICATES NEW WALKWAY PAD LOCATIONS - CUT PADS INTO 5'-0" MAX LENGTHS & PLACE 2" APART TO COVER AREAS INDICATED.
- PROVIDE @ ALL ROOF PENETRATIONS - PENETRATION DAM / SEALER POCKETS AS PER 6A106
- DO NOT SCALE DRAWINGS TO OBTAIN MATERIAL QUANTITIES. USE DRAWINGS WHICH ARE DIMENSIONED OR COORDINATE W/ EXISTING CONDITIONS &/OR ARCHITECT & ENGINEERS.
- PROVIDE NEW "CRICKET" AT "HIGH" SIDE OF ALL MECHANICAL EQUIPMENT TO PROVIDE POSITIVE DRAINAGE TO ROOF EDGE / NEW SCUPPER.