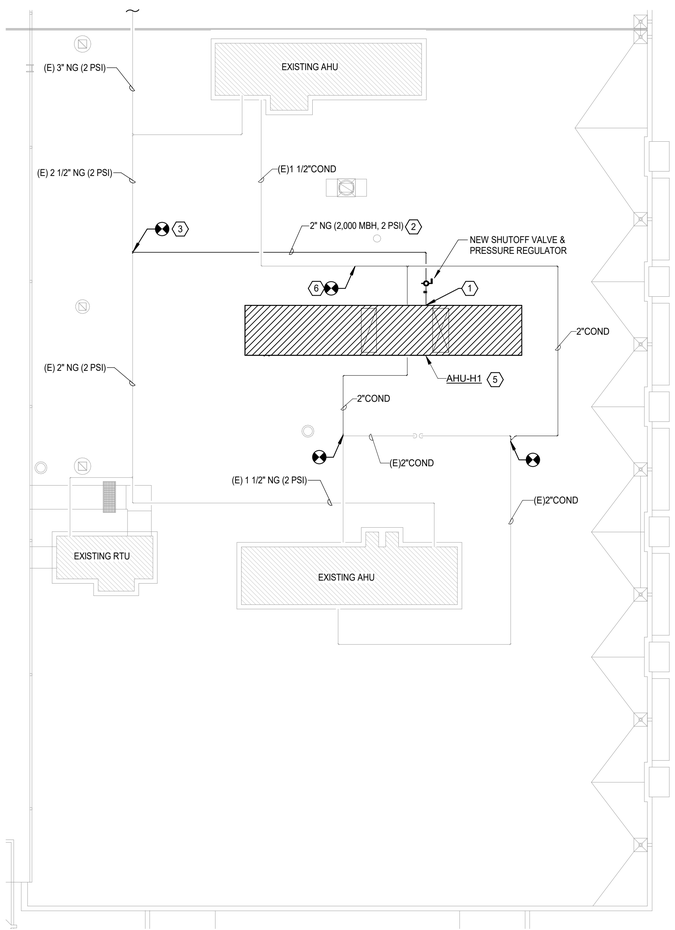

N

2 MECHANICAL ROOF PLAN - AHU-H1

Scale: 1/16" = 1'-0"

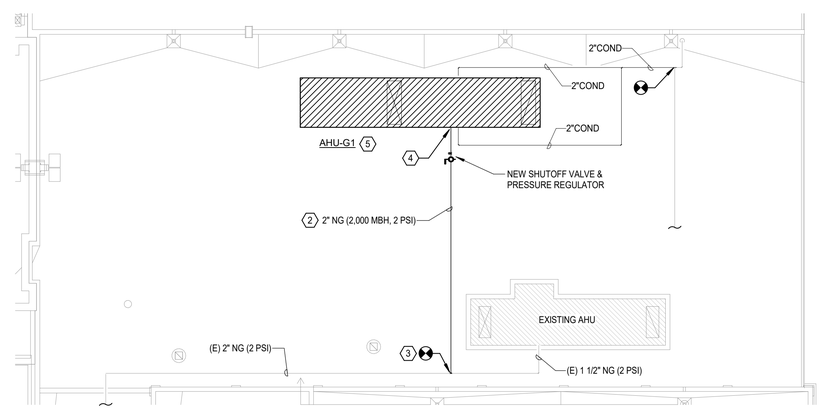

N

1 MECHANICAL ROOF PLAN - AHU-G1

Scale: 1/16" = 1'-0"

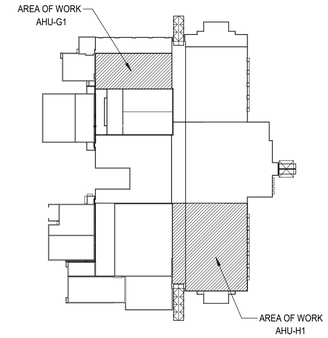

N

KEY PLAN

Scale: 1" = 160'-0"

GENERAL NOTES

1. COORDINATE WORK WITH ALL TRADES ON SITE.
2. COORDINATE THE EXACT LOCATION AND WEIGHT OF UNITS WITH STRUCTURAL ENGINEER AND ARCHITECT PRIOR TO INSTALLATION OF CURB.
3. ALL ABOVE GRADE EXTERIOR NATURAL GAS PIPE SHALL BE CLEANED AND DEGREASED PRIOR TO BEING PRIMED THEN PAINTED YELLOW WITH WEATHER RESISTANT ZINC RICH PAINT.
4. ALL GAS PIPE SHALL COMPLY WITH IFGC. BRANCH LINES SHALL TAP OFF TOP OF GAS MAINS AND INSTALL SHUT-OFF VALVE ON BRANCH LINE.
5. PIPE IDENTIFICATION SHALL BE THE WORDS "NATURAL GAS" IN BLACK LETTERS AT 5 FOOT INTERVALS USING PLASTIC PIPE MARKERS OR STENCILED PAINTED LETTERS.
6. ROUTE DUCTWORK TO MAXIMIZE SERVICE CLEARANCES FOR RTU. REFER TO MANUFACTURER'S REQUIREMENTS FOR EXACT CLEARANCES.
7. ROUTE ALL RTU CONDENSATE LINES TO NEAREST ROOF DRAIN WITH COPPER PIPE PAINTED BLACK.

KEYED NOTES

1	PC SHALL INSTALL NEW 2" GAS (2,500 MBH, 2 PSI) LINE TO NEW ROOFTOP UNIT WITH PRESSURE REGULATOR, SHUT-OFF VALVE, DIRT LEG, UNION AND FINAL UNIT CONNECTION. COORDINATE WITH MC.
2	REMOVE EXISTING GAS PIPE AND REPLACE WITH NEW SIZE AS NOTED. PROVIDE ROOF PIPE SUPPORTS ON NATURAL GAS LINE.
3	FIELD VERIFY LOCATION OF EXISTING NATURAL GAS MAIN AND CONNECT NEW 2" GAS PIPE TO EXISTING 2" OR LARGER.
4	PC SHALL INSTALL NEW 2" GAS (1,800 MBH, 2 PSI) LINE TO NEW ROOFTOP UNIT WITH PRESSURE REGULATOR, SHUT-OFF VALVE, DIRT LEG, UNION AND FINAL UNIT CONNECTION. COORDINATE WITH MC.
5	PROVIDE NEW RTU AND CURB. RECONNECT EXISTING SUPPLY AND RETURN DUCTWORK TO NEW PENETRATIONS. PROVIDE DUCT TRANSITIONS AS NECESSARY FOR CONNECTIONS.
6	PROVIDE NEW 1-1/2" CONDENSATE PIPE TO CONNECT TO EXISTING PIPE.
7	ROUTE RETURN DUCTWORK SUCH THAT TOP OF DUCT IS BELOW 48" ABOVE FINISHED ROOF.

AGP
the Abla Griffin Partnership L.L.C.

313 S. E. 5th Street
MOORE, OK. 73160
405.735.3477
AGP@theAGP.net
www.theAGP.net

CEDAR CREEK
CIVIL

KFC ENGINEERING
STRUCTURAL

SALAS O'BRIEN
MECHANICAL / ELECTRICAL

KF
drawn by

DG
checked by

MARCH 2026
date

REVISIONS

Δ	DESCRIPTION	DATE

MOORE PUBLIC SCHOOLS

SOUTHMOORE HIGH SCHOOL HVAC REPLACEMENT

sheet no:

M201

Salas O'Brien

Salas O'Brien, Inc. - Oklahoma City
2900 S. Telephone Road, Suite 120
Moore, OK 73160
CA#: 9820 Expiration Date: 06/30/2027

Salas O'Brien Project Number: 2550-02191-00

OWNERSHIP USE OF DOCUMENTS:

AGP EXPRESSLY RESERVES ITS COPYRIGHT AND OTHER PROPERTY RIGHTS OF ALL PLANS AND DRAWINGS DESIGNED AND/OR PRODUCED. PLANS AND DRAWINGS ARE NOT TO BE REPRODUCED IN ANY FORM OR MANNER WITHOUT THE EXPRESSED WRITTEN CONSENT OF AGP.